



Mono Hinge Self Closing Gate®

When placing your order please confirm which of these diagrams correctly shows the handing you require.




A

I am standing in the park and I want the gate to be **hinged on the LEFT** and **opening inwards towards me** .




B

I am standing in the park and I want the gate to be **hinged on the LEFT** and **opening outwards away from me** .



C

I am standing in the park and I want the gate to be **hinged on the RIGHT** and **opening inwards towards me** .



D

I am standing in the park and I want the gate to be **hinged on the RIGHT** and **opening outwards away from me** .