



# Medway Gate Closer


When placing your order please confirm which of these diagrams correctly shows the handing you require.




**E** I am standing in the park and I want the gate to be **hinged on the LEFT** and **opening inwards towards me** .



**F** I am standing in the park and I want the gate to be **hinged on the LEFT** and **opening outwards away from me** .



**G** I am standing in the park and I want the gate to be **hinged on the RIGHT** and **opening inwards towards me** .



**H** I am standing in the park and I want the gate to be **hinged on the RIGHT** and **opening outwards away from me** .